

BOBCAT COMPANY PRICE PAGES

NA EXCAVATORS



Please note the following when using Bobcat Price Pages:

- All prices are shown in U.S. dollars.
- Check BobcatNET Pricing Homepage for current Canadian exchange rate.
- For current Dealer Installed Accessories pricing, reference BobQuote or Dealer Parts Department.
- Prices and specifications are subject to change without notice.

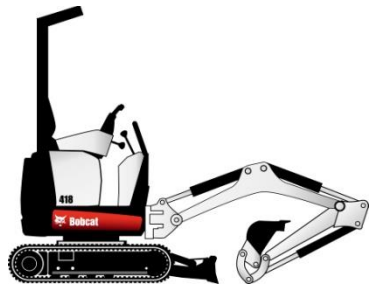
THE FOLLOWING UPDATES HAVE BEEN MADE TO THIS DOCUMENT:

Date	Description of Change
04/01/2017	Add R-Series E32 & E35; Remove non-current models; Depth Check component updates.
07/20/2017	Added PN for E32/E35 Second Auxiliary kit
08/22/2017	Added Packages to E26
09/24/2017	Added E85R Series
10/3/2017	418 replaced by E10
01/01/2018	Add Telematics to Applicable Carriers; Add E85 Pin Grabber Plumbing Option; New Option Packages for E42 ↔ E55; 2018 Price Adjustments (carriers)
05/01/2018	Option Package Pricing Update, remove warranty reference, update front guard PN's
01/01/2019	Discontinued the following options; Pro-Clamp: R08-C12/R08-C13, Keyless Start: R04-C02, Class III Clamp: R08-C03/R08-C04, Standard Arm w/ Heavy Counterweight: R03-C04

**Specification(s) are based on engineering calculations and are not actual measurements. Specification(s) are provided for comparison purposes only and are subject to change without notice. Specification(s) for your individual Bobcat equipment will vary based on normal variations in design, manufacturing, operating conditions, and other factors.*

E10

BOBCAT COMPACT EXCAVATOR



STANDARD EQUIPMENT

- Adjustable Hydraulic Joystick Controls
- Auxiliary Hydraulics –
 - W/ Boom Mounted Flush Face Quick Couplers
- Operator Guard – Fold Down
 - Includes: Retractable Seat Belt, Power Port
 - Tip Over Protective Structure (TOPS)
 - Meets Requirements of ISO 12117-2: 2000
- Control Console Locks
- Control Pattern Selector Valve (ISO/STD)
- Dozer Blade with Extensions
- Horn
- Hydraulically Retractable Undercarriage
- Rubber Tracks
- Spark Arrestor Muffler
- 2-Speed Travel
- Work Light
- Zero Tail Swing

QUICK SPECS

Engine Model (Tier 4)	D722
Horsepower	10.2
Auxiliary Hydraulics Flow	5.3 GPM
Travel Speed (Maximum).....	1.7 MPH
Operating Weight*	2,593 lbs.
Operator Guard Height	87"
Width	28"- 43.3"
Length, Transport	110"
Dig Depth	6'
Reach at Ground Level	10' 2"
Dump Height	6'
Arm Length	31.2"
Boom Swing (Left).....	70°
Boom Swing (Right).....	70°
Bucket Breakout Force	1865 lbf.
Arm Breakout Force	1248 lbf.
Tail Swing Overhang (UC Expanded).....	0.0"

*Operating Weight includes canopy, rubber tracks, applicable counterweight, standard bucket, fluids full and 165 lb. (75KG) operator.

E10

BOBCAT COMPACT EXCAVATOR

PART NUMBER	DESCRIPTION	COMPACT EXCAVATOR	SLP IN US \$
-------------	-------------	-------------------	--------------

M5545	E10 EXCAVATOR		\$23,835
-------	---------------------	--	----------

PART NUMBER	DEALER INSTALLED ACCESSORIES – ORDER FROM PARTS
-------------	---

To ensure having the correct Part Number for a Dealer Installed Accessory, obtain the excavator model and serial number and check with the Dealer Parts Department. For the most current Dealer Installed Accessories pricing, refer to BobQuote or Dealer Parts Department.

7164474	BEACON KIT		\$ _____
	Estimated Installation Time: 1 hrs.		
7160233	BOOM LIGHT KIT		\$ _____
	Estimated Installation Time: 2 hr.		
7160234	BOOM LIGHT HOUSING KIT		\$ _____
	Estimated Installation Time: 2 hr.		
7160236	3" SEAT BELT KIT		\$ _____
7169091	CATALYTIC EXHAUST PURIFIER KIT		\$ _____
6904762	EXCAVATOR OPERATOR SAFETY DVD		\$ _____
	Includes both English and Spanish versions on one DVD		
6903186	EXCAVATOR OPERATOR TRAINING KIT		\$ _____
6900916	EXCAVATOR SERVICE SAFETY TRAINING KIT		\$ _____
7198922	KEYLESS START KIT		\$ _____
	PROVIDES PROVISION FOR ONE OWNER CODE.		
7164475	STROBE LIGHT KIT		\$ _____
7160235	TRAVEL MOTION ALARM KIT		\$ _____
	Estimated Installation Time: 2 hrs.		

E20

BOBCAT COMPACT EXCAVATOR



STANDARD EQUIPMENT

- Auxiliary Hydraulics –
 - W/ Boom Mounted Flush Face Quick Couplers
- Canopy
 - Includes: Cup Holder, Retractable Seat Belt
 - Roll Over Protective Structure (ROPS) – Meets Requirements of ISO 12117-2: 2008
 - Tip Over Protective Structure (TOPS) – Meets Requirements of ISO 12117: 2000
 - Falling Object Guard Structure (FOGS) – Meets Requirements of ISO 10262
- Control Console Locks
- Control Pattern Selector Valve (ISO/STD)
- Dozer Blade with Extensions
- Engine/Hydraulic Monitor w/ Shutdown
- Horn
- Hydraulic Joystick Controls
- Hydraulically Retractable Undercarriage
- Rubber Tracks
- Spark Arrestor Muffler
- 2-Speed Travel
- Vandalism Protection
- Work Light

QUICK SPECS

Engine Model (Tier 4)	D722
Horsepower	13.9 HP
Auxiliary Hydraulic Flow	7.9 GPM
Travel Speed - Max	2.5 MPH
Operating Weight*	4306 lbs.
Shipping Weight	4231 lbs.
Cab Height	90.4"
Width	38.6" ⇔ 53.5"
Length, Transport	145.2"
Dig Depth	8' 5"
Reach at Ground Level	14'
Dump Height	8' 10"
Arm Length	50.0"
Boom Swing (Left)	80°
Boom Swing (Right)	60°
Bucket Breakout Force	4684 lbf.
Arm Breakout Force	2086 lbf.
Tail Swing Overhang (UC Expanded)	0.0"

*Operating Weight includes canopy, rubber tracks, applicable counterweight, standard bucket, fluids full and 165 lb. (75KG) operator.

E20 BOBCAT COMPACT EXCAVATOR

PART NUMBER	DESCRIPTION	SLP IN US \$
-------------	-------------	--------------

M5519	E20 COMPACT EXCAVATOR Includes basic (foot pedal) auxiliary hydraulics and boom swing controls, manual 2-Speed travel.	\$31,961
--------------	--	-----------------

PART NUMBER	DESCRIPTION	SLP IN US \$
-------------	-------------	--------------

M5519-A02-C00	BASIC CONTROL PACKAGE Includes basic (foot pedal) auxiliary hydraulics and boom swing controls, manual-shift travel system.	N/C
M5519-A02-C01	CONTROL ENHANCEMENT PACKAGE Includes fingertip auxiliary hydraulics & boom swing controls, and auto-shift travel system.	\$543
M5519-A02-C02	CAB ENCLOSURE WITH HEAT AND ADVANCED CONTROL PACKAGE Includes enclosed ROPS/TOPS cab with heater, fingertip auxiliary hydraulics & boom swing control, and auto-shift travel system (Control Enhancement Package). Increases operating weight by 178 lbs.	\$4,109

PART NUMBER	DESCRIPTION	SLP IN US \$
-------------	-------------	--------------

7120486	LASER RECEIVER, CR600 Can be used as handheld, machine, or rod-mounted laser receiver. Includes magnetic mount for machines and clamp for rod mount.	\$460
----------------	---	--------------

PART NUMBER	DESCRIPTION
-------------	-------------

To ensure having the correct Part Number for a Dealer Installed Accessory, obtain the excavator model and serial number and check with the Dealer Parts Department. For the most current Dealer Installed Accessories pricing, refer to BobQuote or Dealer Parts Department.

7265558	BEACON KIT, CAB Estimated Installation Time: 2. hrs.	\$ _____
7266592	BEACON KIT, CANOPY Estimated Installation Time: 2. hrs.	\$ _____
7267667	CATALYTIC EXHAUST PURIFIER Estimated Installation Time: 0.5 hr.	\$ _____
7259022	ENGINE BLOCK HEATER KIT Estimated Installation Time: 2. hrs.	\$ _____
6904762	EXCAVATOR OPERATOR SAFETY DVD Includes both English and Spanish versions on one DVD.	\$ _____
6903186	EXCAVATOR OPERATOR TRAINING KIT	\$ _____
6900916	EXCAVATOR SERVICE SAFETY TRAINING KIT	\$ _____
7256166	GUARD KIT, FRONT Provides additional protection for operator (metal screen). Estimated Installation Time: 2.5 hrs.	\$ _____
7256171	TOP GUARD KIT, TOP (FOPS) – FOR CAB ONLY Provides additional operator protection from falling objects. Estimated Installation Time: 0.75 hr.	\$ _____
7261978	KEYLESS START KIT	\$ _____
	Provides provision for one Owner Code. Please refer to Bobcat Parts (BASS) for piece part information Estimated Installation Time: 1.0 hr.	
7255948	MIRROR KIT	\$ _____
	Estimated Installation Time: 0.5 hr.	
7261784	RADIO KIT (CAB ONLY) Please refer to Bobcat Parts Radio Guide for appropriate radio, harness and speaker requirements. Speaker & Antenna Kit (7266933) must be purchased in addition to the Radio Kit. Estimated Installation Time: 1.0 hr.	\$ _____

E20

BOBCAT COMPACT EXCAVATOR

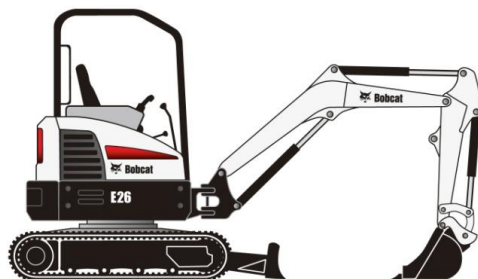
PART NUMBER	DEALER INSTALLED ACCESSORIES – ORDER FROM PARTS DESCRIPTION
-------------	---

To ensure having the correct Part Number for a Dealer Installed Accessory, obtain the excavator model and serial number and check with the Dealer Parts Department. For the most current Dealer Installed Accessories pricing, refer to BobQuote or Dealer Parts Department.

7266933	SPEAKER & ANTENNA KIT (CAB ONLY) Estimated Installation Time: 1. hr.	\$ _____
6904762	EXCAVATOR OPERATOR SAFETY DVD Includes both English and Spanish versions on one DVD	\$ _____
7265557	REAR LIGHT KIT, CAB Estimated Installation Time: 2. hrs.	\$ _____
7266591	REAR LIGHT KIT, CANOPY Estimated Installation Time: 2. hrs.	\$ _____
7265559	STROBE LIGHT KIT, CAB..... Estimated Installation Time: 0.75 hr.	\$ _____
7266593	STROBE LIGHT KIT, CANOPY..... Estimated Installation Time: 0.75 hr.	\$ _____
7259184	TRAVEL MOTION ALARM KIT Estimated Installation Time: 1.5 hrs.	\$ _____
7259191	WORK LIGHT KIT – FRONT, CANOPY Additional front work lights (2), mount to top front corners of canopy. Estimated Installation Time: 2 hrs.	\$ _____
7266591	WORK LIGHT KIT – REAR, CANOPY Additional rear work light (1), mount to rear corner of canopy. Estimated Installation Time: 2 hrs.	\$ _____
7265557	WORK LIGHT KIT – REAR, CAB Additional rear work light (1), mount to rear corner of cab. Estimated Installation Time: 2 hrs.	\$ _____
7261981	WORK LIGHT KIT – FRONT, CAB Additional front work lights (2), mount to top front corners of cab. Estimated Installation Time: 2 hrs.	\$ _____

E26

BOBCAT COMPACT EXCAVATOR



STANDARD EQUIPMENT

- Auto-Idle
- Auto-Shift, 2-Speed Travel
- Auxiliary Hydraulics –
 - W/ Boom Mounted Flush Face Quick Couplers
- Canopy
 - Includes: Cup Holder, Retractable Seat Belt
 - Roll Over Protective Structure (ROPS) – Meets Requirements of ISO 12117-2: 2008
 - Tip Over Protective Structure (TOPS) – Meets Requirements of ISO 12117: 2000
- Control Console Locks
- Control Pattern Selector Valve (ISO/STD)
- Dozer Blade with Float
- Engine/Hydraulic Systems Shutdown
- Fingertip Auxiliary Hydraulic Control
- Fingertip Boom Swing Control
- Horn
- Hydraulic Joystick Controls
- Rubber Tracks
- Spark Arrestor Muffler
- Telematics
- Vandalism Protection
- Work Lights
- X- Change™ Attachment Mounting System

QUICK SPECS

	<u>Standard Arm</u>	<u>Long Arm</u>
Engine Model (Tier 4)	V1505	V1505
Horsepower (SAE Net).....	24.8	24.8
Auxiliary Hydraulics Flow	12.5 GPM	12.5 GPM
Travel Speed.....	2.8 MPH	2.8 MPH
Operating Weight*	5763 lbs.	6190 lbs.
Shipping Weight	5576 lbs.	6003 lbs.
Cab Height.....	95"	95"
Width	61"	61"
Length, Transport	171"	171"
Dig Depth	8' 10"	9' 10"
Reach at Ground Level	15' 4"	16' 4"
Dump Height	9' 6"	10' 2"
Arm Length	43.3"	55.1"
Boom Swing (Left).....	60°	60°
Boom Swing (Right).....	60°	60°
Bucket Breakout Force	4991 lbf.	4991 lbf.
Arm Breakout Force	3586 lbf.	2967 lbf.
Tail Swing Overhang.....	0.0"	2.6"

*Operating Weight includes canopy, rubber tracks, applicable counterweight, standard bucket and fluids full.

E26 BOBCAT COMPACT EXCAVATOR

COMPACT EXCAVATOR

PART NUMBER	DESCRIPTION	SLP IN US \$
M3003	E26 ZTS COMPACT EXCAVATOR	\$38,111
M3003-R51-C03	TELEMATICS, CANADA	\$0
M3003-R51-C02	TELEMATICS, US	\$0

AC/HEATED CAB PACKAGES (CAB HVAC OPTION ADDS APPROXIMATELY 284 LB TO OPERATING WEIGHT)

PART NUMBER	DESCRIPTION	SLP IN US \$
M3303-P01-A20	A20 OPTION PACKAGE Includes Enclosed Cab with HVAC and Cloth Suspension Seat.	\$6,423
M3303-P01-A40	A40 OPTION PACKAGE Includes Enclosed Cab with HVAC, Cloth Suspension Seat, Deluxe Display Panel w/ Keyless Start and Radio.	\$7,425

OPEN CANOPY PACKAGE

PART NUMBER	DESCRIPTION	SLP IN US \$
M3003-P01-O40	O40 OPTION PACKAGE Includes Open Canopy, Vinyl Suspension Seat and Deluxe Display Panel w/ Keyless Start	\$782

FACTORY INSTALLED OPTIONS

PART NUMBER	DESCRIPTION	SLP IN US \$
M3003-R08-C__	HYDRAULIC CLAMP Available for Standard Arm and Long Arm. Increases operating weight by 126 lb.	\$1,946
M3003-R03-C02	LONG ARM Includes additional rear counterweight. Increases operating weight by 425 lbs.	\$1,415
M3003-R07-C02	SECOND AUXILIARY HYDRAULICS Provides up to 4 GPM for secondary hydraulic functions.	\$1,172
M3003-R11-C02	TRAVEL MOTION ALARM	\$310

DEALER INSTALLED ACCESSORIES – ORDER FROM SALES

PART NUMBER	DESCRIPTION	SLP IN US \$
7120486	LASER RECEIVER, CR600 Magnetic Mount can be used as a handheld, machine mounted, attachment mounted, or rod Mounted receiver. Requires laser transmitter CR600 is included with GL422N Laser Transmitter.	\$460

DEALER INSTALLED ACCESSORIES – ORDER FROM PARTS

To ensure having the correct Part Number for a Dealer Installed Accessory, obtain the excavator model and serial number and check with the Dealer Parts Department. For the most current Dealer Installed Accessories pricing, refer to BobQuote or Dealer Parts Department.

7010428	3" SEAT BELT Must also order installation instructions PN 6989413. Estimated Installation Time: 0.5 hr.	\$ _____
7172554	BEACON KIT Estimated Installation Time: 1 hr.	\$ _____
6989240	CANOPY ENCLOSURE KIT – VINYL (M-SERIES ONLY) Estimated Installation Time: 1.5 hrs.	\$ _____
7244918	CASE DRAIN KIT Estimated Installation Time: 1.5 hrs.	\$ _____
7217451	CATALYTIC EXHAUST PURIFIER Estimated Installation Time: 1 hr.	\$ _____

E26

BOBCAT COMPACT EXCAVATOR

7204030	COUNTERWEIGHT ADD-ON KIT Increases tail swing by 2.8". Shipping Weight – 403 lbs Estimated Installation Time: 1.5 hrs.	\$ _____
7240592	DELUXE DISPLAY WITH KEYLESS START Provides one Owner code & eight User codes. For E26 s/n B33212001 and above and B3JE 11001 and above. Installation time: 2 hrs.	\$ _____
7206142	DIRECT TO TANK KIT Reduces back pressure on auxiliary return line. Estimated Installation Time: 2 hrs.	\$ _____
6729692	ENGINE BLOCK HEATER Estimated Installation Time: 1 hr.	\$ _____
6904762	EXCAVATOR OPERATOR SAFETY DVD Includes both English and Spanish versions on one DVD.	\$ _____
6903186	EXCAVATOR OPERATOR TRAINING KIT	\$ _____
6900916	EXCAVATOR SERVICE SAFETY TRAINING KIT	\$ _____
7268308	FIRE EXTINGUISHER KIT	\$ _____

PART	DEALER INSTALLED ACCESSORIES – ORDER FROM PARTS
NUMBER	DESCRIPTION

To ensure having the correct Part Number for a Dealer Installed Accessory, obtain the excavator model and serial number and check with the Dealer Parts Department. For the most current Dealer Installed Accessories pricing, refer to BobQuote or Dealer Parts Department.

7268309	FIRE EXTINGUISHER KIT Estimated Installation Time: 1 hrs.	\$ _____
7311904	GUARD KIT, FRONT Front guard (metal screen) attaches to cab or canopy to provide additional operator protection. Estimated Installation Time: 0.75 hr.	\$ _____
7173308	GUARD KIT, TOP (FOPS) CANOPY Provides additional operator protection from falling objects. Estimated Installation Time: 0.5 hr.	\$ _____
7173584	GUARD KIT, TOP (FOPS) CAB KIT Provides additional operator protection from falling objects. Estimated Installation Time: 0.5 hr.	\$ _____
7238484	KEYLESS START KIT – FOR STANDARD PANEL MACHINES For E26 s/n B33212001 and above and B3JE 11001 and above. Provides one Owner code and two User codes. Estimated Installation Time: 1 hr.	\$ _____
7268270	LONG ARM KIT Shipping Weight – 186 lbs. Requires Counterweight Add-On Kit PN 7204030. Estimated Installation Time: 2 hrs.	\$ _____
7173148	MIRROR KIT Estimated Installation Time: 0.5 hr.	\$ _____
6988434	RADIO KIT, MINI RADIO FOR CAB ONLY Please refer to Bobcat Parts Radio Guide for appropriate radio, harness and speaker requirements. Estimated Installation Time: 1.0 hr.	\$ _____
7229098	RADIO KIT, MINI RADIO FOR CAB ONLY (W/ BLUETOOTH FOR HEADPHONES) . Please refer to Bobcat Parts Radio Guide for appropriate radio, harness and speaker requirements. Estimated Installation Time: 1.0 hr.	\$ _____
7228595	SPEAKER AND ANTENNA KIT (CAB MACHINE ONLY) Estimated Installation Time: 1.0 hr.	\$ _____
7228286	SECONDARY AUXILIARY HYDRAULICS KIT Provides up to 4 GPM secondary auxiliary flow. Estimated Installation Time: 4 hr.	\$ _____
7172974	STROBE LIGHT KIT Estimated Installation Time: 0.75 hr.	\$ _____
7204641	TRAVEL MOTION ALARM KIT Estimated Installation Time: 3.5 hrs.	\$ _____
7241225	WORK LIGHT KIT, FRONT & REAR – CAB Additional front work lights (2), and rear work light (1). Mounts to front & rear cab pillars. Estimated Installation Time: 2 hrs.	\$ _____
7241226	WORK LIGHT KIT, FRONT & REAR - CANOPY Additional front work lights (2), and rear work light (1). Mounts to front & rear canopy pillars. Estimated Installation Time: 2 hrs.	\$ _____

E32 R-Series

BOBCAT COMPACT EXCAVATOR



STANDARD EQUIPMENT

- Auto Idle
- Auto-Shift, 2-Speed Travel
- Auxiliary Hydraulics, with Selectable Flow
 - W/ Boom Mounted Flush Face Quick Couplers
- Canopy
 - Includes: Cup Holder, Retractable Seat Belt, Suspension Seat
 - Roll Over Protective Structure (ROPS) – Meets Requirements of ISO 12117-2: 2008
 - Tip Over Protective Structure (TOPS) – Meets Requirements of ISO 12117: 2000
 - Falling Object Protective Structure (FOPS) – meets Requirements of ISO 10262
- Control Console Locks
- Control Pattern Selector Valve (ISO/STD)
- Dozer Blade with Float
- Engine/Hydraulic Monitor with Shutdown
- Fingertip Auxiliary Hydraulic Control
- Fingertip Boom Swing Control
- Horn
- Hydraulic Joystick Controls
- Rubber Track
- Spark Arrestor Exhaust System
- Telematics
- Tier 4, Non DPF
- Vandalism Protection
- Work Lights
- X-Change™ (Attachment Mounting System)

QUICK SPECS

	E32		
	Std Arm	Long Arm	Ext Arm
Engine Model (Tier 4)	D1703	D1703	D1703
Horsepower	24.8	24.8	24.8
Rated Speed-RPM	2200	2200	2200
Auxiliary Hydraulics Flow	16.9 GPM	16.9 GPM	16.9 GPM
Travel Speed (Maximum)	2.9 MPH	2.9 MPH	2.9 MPH
Operating Weight*	7340 lbs.	8203 lbs.	8434 lbs.
Shipping Weight	6952 lbs.	7815 lbs.	8046 lbs.
Cab Height	96.2"	96.2"	96.2"
Width	61"	61"	61"
Length, Transport	184"	188"	188"
Dig Depth	10' 3"	11' 3"	12' 11"
Reach at Ground Level	16' 4"	17' 4"	18' 11"
Dump Height	11' 0"	11' 7"	12' 6"
Arm Length	52.2"	64.0"	54.1" ⇄ 84.3"
Boom Swing (Left)	75°	75°	75°
Boom Swing (Right)	55°	55°	55°
Bucket Breakout Force	6968 lbf.	6968 lbf.	6968 lbf.
Arm Breakout Force	4859 lbf.	3986 lbf.	4478 lbf.
Tail Swing Overhang	13.8"	17.3"	17.3"

*Operating Weight includes canopy, rubber tracks, applicable counterweight, standard bucket, fluids full and 165 lb. (75KG) operator.

E32 R-Series BOBCAT COMPACT EXCAVATOR

COMPACT EXCAVATOR

PART NUMBER	DESCRIPTION	SLP IN US \$
M3309	E32 25HP COMPACT EXCAVATOR	\$46,170
M3309-R51-C03	TELEMATICS, CANADA	\$0
M3309-R51-C02	TELEMATICS, US	\$0

AC/HEATED CAB PACKAGES (CAB HVAC OPTION ADDS APPROXIMATELY 284 LB TO OPERATING WEIGHT)

PART NUMBER	DESCRIPTION	SLP IN US \$
M3309-P01-A20	A20 OPTION PACKAGE Includes Enclosed Cab with HVAC and Cloth Suspension Seat.	\$6,432
M3309-P01-A30	A30 OPTION PACKAGE Includes Enclosed Cab with HVAC, Heated Cloth Suspension Seat and Auto HVAC Control.	\$6,983
M3309-P01-A40	A40 OPTION PACKAGE Includes Enclosed Cab with HVAC, Heated Cloth Suspension Seat, Auto HVAC Control, Deluxe Display Panel w/ Keyless Start and Radio.	\$8,036

OPEN CANOPY PACKAGE

PART NUMBER	DESCRIPTION	SLP IN US \$
M3309-P01-O40	O40 OPTION PACKAGE Includes Open Canopy, Vinyl Suspension Seat and Deluxe Display Panel w/ Keyless Start	\$558

FACTORY INSTALLED OPTIONS

PART NUMBER	DESCRIPTION	SLP IN US \$
M3309-R03-C02	ARM OPTION - LONG ARM W/ HEAVY COUNTERWEIGHT Increases operating weight by 863 lbs.	\$1,683
M3309-R03-C03	ARM OPTION - EXTENDABLE ARM W/ HEAVY COUNTERWEIGHT Increases operating weight by 1094 lbs. Extendable Arm is not compatible with Pro Clamp System™.	\$4,793
M3309-R03-C04	HEAVY COUNTERWEIGHT OPTION [DISCONTINUED] Includes optional Heavy Counterweight with Standard Arm. Increases operating by 838 lb, increases tail swing overhand by 3.5".	\$1,253
M3309-R08-C0_	HYDRAULIC CLAMP (CLASS 3) Available for Standard Arm, Long Arm and Extendable Arm. Second Auxiliary Hydraulics will be automatically added when ordering both the Hydraulic Clamp and Extendable Arm from the factory. Increases operating weight by 126 lb.	\$2,090
M3309-R06-C0_	HYDRAULIC X-CHANGE Available for Standard Arm, Long Arm and Extendable Arm. Second Auxiliary Hydraulics (M3309-R07-C03) are automatically included/added to machine configuration if adding Clamp to Extendable arm machine.	\$1,872
M3309-R08-C1_	PRO CLAMP™ SYSTEM (CLASS 3) [DISCONTINUED] Available for Standard Arm and Long Arm only. Includes Pro Clamp Base and material Clamp. Increases operating weight by 189 lb. Grading Blade accessory available through Bobcat Parts.	\$2,634
M3309-R04-C02	KEYLESS START [DISCONTINUED] PROVIDES ONE OWNER CODE AND TWO USER CODES (FIVE DIGIT).	\$231
M3309-R26-C02	RADIO (CAB OPTION ONLY – RADIO IS INCLUDED WITH A40 OPTION)	\$433
M3309-R07-C02	SECOND AUXILIARY HYDRAULICS – STANDARD ARM / LONG ARM	\$1,172
M3309-R07-C03	SECOND AUXILIARY HYDRAULICS – EXTENDABLE ARM	\$1,172
	Note: Second Auxiliaries are automatically included on Extendable Arm/Clamp optioned machines.	
M3309-R02-C02	STEEL TRACKS	\$2,598
	Increases operating weight by 212 lbs.	
M3309-R11-C02	TRAVEL MOTION ALARM	\$310

****NOTE:** When adding a Clamp to an Extendable Arm Option, the Second Auxiliary Hydraulics option will automatically be added to the configuration. If adding field installed Clamp kit to an Extendable Arm machine, it is recommended that Second Auxiliary option be added to the machine. Pro Clamp™ is NOT compatible with Extendable Arm.

E32 R-Series

BOBCAT COMPACT EXCAVATOR

DEALER INSTALLED ACCESSORIES – ORDER FROM SALES

PART NUMBER	DESCRIPTION	SLP IN US \$
7120486	LASER RECEIVER, CR600 Can be used as handheld, machine mounted, or machine mounted with Depth Check system. Includes magnetic mount for machines and clamp for rod mount CR600 receiver is included with GL422N Laser Transmitter. Estimated Installation Time: 0.25 hrs.	\$460
7160486	LASER RECEIVER, BLR2 (FOR USE WITH DEPTH CHECK) For use with Depth Check. Mounting Kit (7246898) must also be purchased from Parts Estimated Installation Time: 0.25 hrs.	\$1,940
7275232	LASER TRANSMITTER BEACON, GL422N - (FOR USE WITH DEPTH CHECK) Dual Slope. Includes CR600 Receiver.	\$2600
6688806	TRIPOD FOR LASER TRANSMITTER BEACON For use with BL422N laser transmitter.	\$260
7178040	LONG ARM KIT Shipping Weight – 186 lbs. Estimated Installation Time 3 hrs. (Add-On Counterweight 7286769 required when converting Std Arm to Long Arm or Extendable Arm).	\$955

DEALER INSTALLED ACCESSORIES – ORDER FROM PARTS

To ensure having the correct Part Number for a Dealer Installed Accessory, obtain the excavator model and serial number and check with the Dealer Parts Department. For the most current Dealer Installed Accessories pricing, refer to BobQuote or Dealer Parts Department.

7245104	AUXILIARY COUPLER BLOCK KIT, FIXED ARM Includes Push-to-Release coupler block and case drain. Estimated Installation Time: 3 hrs.	\$ _____
7245105	AUXILIARY COUPLER BLOCK KIT, EXTENDABLE ARM Includes Push-to-Release coupler block and case drain. Estimated Installation Time: 3 hrs.	\$ _____
7172554	BEACON KIT Estimated Installation Time: 0.75 hr.	\$ _____
7245617	CASE DRAIN KIT For use with Flail Mower. Estimated Installation Time: 1.5 hrs.	\$ _____
7241562	CATALYTIC EXHAUST PURIFIER Estimated Installation Time: 1 hr.	\$ _____
7286769	COUNTERWEIGHT, ADD-ON KIT- (R - SERIES MACHINES ONLY) Can be added to standard arm machine if converting to LA/EA, or to increase Std Arm lift stability. Weight = 642 lbs. Estimated Installation Time: 1 hr.	\$ _____
7203767	DEFLECTOR, LOUVER Provides additional protection of engine components and deflects air flow exiting below engine. Must also order Bolt PN 29CM1016 qty (4) and Installation Instructions PN 6990164. Estimated installation time for Extendable Arm: 4 hrs.	\$ _____
7240592	DELUXE DISPLAY PANEL KIT WITH KEYLESS START PROVIDES ONE OWNER CODE & EIGHT USER CODES. ESTIMATED INSTALLATION TIME: 1 HR	\$ _____
7246893	DEPTH CHECK KIT, LONG ARM Excavator must be equipped with Deluxe Panel. Estimated Installation Time: 3 hrs.	\$ _____
7246895	DEPTH CHECK KIT, STANDARD ARM Excavator must be equipped with Deluxe Panel. Estimated Installation Time: 3 hrs.	\$ _____
7246898	DEPTH CHECK BLR2 LASER MOUNTING KIT Required if using BLR2 with Depth Check. Includes Magnetic Receiver Mount and Harness.	\$ _____
7238275	DIRECT-TO-TANK KIT Reduces back pressure on auxiliary return line. Estimated Installation Time: 1.5 hrs.	\$ _____
7188091	ENGINE BLOCK HEATER KIT Estimated Installation Time: 1 hr.	\$ _____

E32 R-Series

BOBCAT COMPACT EXCAVATOR

DEALER INSTALLED ACCESSORIES – ORDER FROM PARTS

PART NUMBER

DESCRIPTION

To ensure having the correct Part Number for a Dealer Installed Accessory, obtain the excavator model and serial number and check with the Dealer Parts Department. For the most current Dealer Installed Accessories pricing, refer to BobQuote or Dealer Parts Department.

6904762	EXCAVATOR OPERATOR SAFETY DVD Includes both English and Spanish versions on one DVD	\$ _____
6903186	EXCAVATOR OPERATOR TRAINING KIT	\$ _____
6900916	EXCAVATOR SERVICE SAFETY TRAINING KIT	\$ _____
7202870	EXTENDABLE ARM KIT If installing on standard arm, must also install Counterweight Add-On Kit PN 7286769. Estimated installation time for Extendable Arm: 4 hrs.	\$ _____
7306976	FIRE EXTINGUISHER KIT	\$ _____
7320485	GUARD KIT, FRONT	\$ _____
7227740	GRADING BLADE ACCESSORY – CLASS 3 24” Grading Blade accessory for use with Pro Clamp System. Estimated Installation Time: 0.25 hr.	\$ _____
7178042	HYDRAULIC X-CHANGE KIT – STANDARD ARM & LONG ARM Estimated Installation Time: 6 hrs.	\$ _____
7203210	HYDRAULIC X-CHANGE KIT – EXTENDABLE ARM	\$ _____
7238484	KEYLESS START KIT – FOR STANDARD PANEL MACHINES	\$ _____
7236891	LIFT POINT ACCESSORY Must also order bolt PN 7CM835 quantity (4) and nut PN 51DM8 quantity (4) NOT compatible with Extendable Arm. Estimated Installation Time:0.5 hrs.	\$ _____
7173148	MIRROR KIT	\$ _____
6988434	RADIO KIT, MINI RADIO (CAB ONLY)	\$ _____
7228595	SPEAKER & ANTENNA KIT (CAB MACHINE ONLY) Estimated Installation Time: 1.0 hr.	\$ _____
7010428	SEAT BELT, 3" KIT Estimated Installation Time: 1 hr.	\$ _____
7330192	SECONDARY AUXILIARY HYDRAULICS KIT (R-SERIES ONLY) Provides 5.4 GPM maximum flow. Estimated Installation Time: 4 hrs.	\$ _____
7174550	STEEL TRACK BOLT-ON RUBBER PAD KIT Rubber pads bolt to steel track (82 pads). Estimated Installation Time: 2 hrs.	\$ _____
7172974	STROBE LIGHT KIT Estimated Installation Time: 0.75 hr.	\$ _____
7183650	TRAVEL MOTION ALARM KIT	\$ _____
7280215	WINDOW SHADE KIT (R-SERIES ONLY)	\$ _____
7241225	WORK LIGHTS KIT-CAB	\$ _____
7241226	WORK LIGHTS KIT- CANOPY	\$ _____

E35 R-Series BOBCAT COMPACT EXCAVATOR



STANDARD EQUIPMENT

- Auto Idle
- Auto-Shift, 2-Speed Travel
- Auxiliary Hydraulics, Selectable Flow
 - w/ Boom Mounted Flush Face Quick Couplers
- Canopy
 - Includes: Cup Holder, Retractable Seat Belt, Suspension Seat.
 - Roll Over Protective Structure (ROPS) – Meets Requirements of ISO 12117-2: 2008
 - Tip Over Protective Structure (TOPS) – Meets Requirements of ISO 12117: 2000
 - Falling Object Protective Structure (FOPS) – meets Requirements of ISO 10262
- Control Console Locks
- Control Pattern Selector Valve (ISO/STD)
- Dozer Blade with Float
- Engine/Hydraulic Monitor with Shutdown
- Fingertip Auxiliary Hydraulic Control
- Fingertip Boom Swing Control
- Horn
- Hydraulic Joystick Controls
- Rubber Track
- Spark Arrestor Exhaust System
- Tier 4, Non DPF
- Telematics
- Vandalism Protection
- Work Lights
- X-Change™ (Attachment Mounting System)
- Zero Tail Swing

QUICK SPECS

E35 – 25HP

E35 – 33HP

	Std Arm	Long Arm	Ext Arm	Std Arm	Long Arm	Ext Arm
Engine Model (Tier 4)	D1703	D1703	D1703	D18 Turbo	D18 Turbo	D18 Turbo
Horsepower	24.8	24.8	24.8	33.5	33.5	33.5
Rated Speed-RPM	2200	2200	2200	2400	2400	2400
Auxiliary Hydraulics Flow	16.9 GPM	16.9 GPM	16.9 GPM	16.9 GPM	16.9 GPM	16.9 GPM
Travel Speed (Maximum)	2.9 MPH	2.9 MPH	2.9 MPH	2.9 MPH	2.9 MPH	2.9 MPH
Operating Weight*	7699 lbs.	8377 lbs.	8597 lbs.	7909 lbs.	8587 lbs.	8807 lbs.
Shipping Weight	7311 lbs.	7989 lbs.	8209 lbs.	7521 lbs.	8199 lbs.	8419 lbs.
Cab Height	96.2"	96.2"	96.2"	96.2"	96.2"	96.2"
Width	69"	69"	69"	69"	69"	69"
Length, Transport	190"	190"	191"	190"	190"	191"
Dig Depth	10' 3"	11' 3"	12' 11"	10' 3"	11' 3"	12' 11"
Reach at Ground Level	17' 2"	18' 11"	19' 9"	17' 2"	18' 11"	19' 9"
Dump Height	11'	11' 7"	12' 6"	11'	11' 7"	12' 6"
Arm Length	52.2"	64.0"	54.1"↔84.3"	52.2"	64.0"	54.1"↔84.3"
Boom Swing (Left)	75°	75°	75°	75°	75°	75°
Boom Swing (Right)	55°	55°	55°	55°	55°	55°
Bucket Breakout Force	6968 lbf.	6968 lbf.	6968 lbf.	6968 lbf.	6968 lbf.	6968 lbf.
Arm Breakout Force (max)	4859 lbf.	3986 lbf.	4478 lbf.	4859 lbf.	3986 lbf.	4478 lbf.
Tail Swing Overhang	0"	3.5"	3.5"	0.0"	3.5"	3.5"

*Operating Weight includes canopy, rubber tracks, applicable counterweight, standard bucket, fluids full and 165 lb. (75KG) operator.

E35 R-Series

BOBCAT COMPACT EXCAVATOR

COMPACT EXCAVATOR		
PART NUMBER	DESCRIPTION	SLP IN US \$
M3311	E35 – 25 HP COMPACT EXCAVATOR	\$48,051
M3307	E35 – 33 HP COMPACT EXCAVATOR	\$54,125
M33__-R51-C03	TELEMATICS, CANADA	\$0
M33__-R51-C02	TELEMATICS, US	\$0

AC/HEATED CAB PACKAGES (CAB HVAC OPTION ADDS APPROXIMATELY 284 LB TO OPERATING WEIGHT)		
PART NUMBER	DESCRIPTION	SLP IN US \$
M33__-P01-A20	A20 OPTION PACKAGE Includes Enclosed Cab with HVAC and Cloth Suspension seat.	\$6,423
M33__-P01-A30	A30 OPTION PACKAGE Includes Enclosed Cab with HVAC, Heated Cloth Suspension Seat and Auto HVAC Control.	\$6,983
M33__-P01-A40	A40 OPTION PACKAGE Includes Enclosed Cab with HVAC, Heated Cloth Suspension Seat, Auto HVAC Control, Deluxe Display Panel w/ Keyless Start and Radio.	\$8,036

OPEN CANOPY PACKAGE		
PART NUMBER	DESCRIPTION	SLP IN US \$
M33__-P01- O40	O40 OPTION PACKAGE Includes Open Canopy, Vinyl Suspension Seat and Deluxe Display Panel w/ Keyless Start.	\$558

FACTORY INSTALLED OPTIONS		
PART NUMBER	DESCRIPTION	SLP IN US \$
M33__-R03-C02	ARM OPTION - LONG ARM W/ HEAVY COUNTERWEIGHT Increases operating weight by 675 lbs.	\$1,683
M33__-R03-C03	ARM OPTION - EXTENDABLE ARM W/ HEAVY COUNTERWEIGHT Increases operating weight by 890 lbs. Extendable Arm is not compatible with Pro Clamp System™.	\$4,793
M33__-R03-C04	HEAVY COUNTERWEIGHT OPTION [DISCONTINUED] Includes optional Heavy Counterweight with Standard Arm. Increases operating by 653 lb, increases tail swing overhand by 3.5".	\$1,253
M33__-R12-C02	HYDRAULIC ANGLE BLADE Increases operating weight by 212 lbs.	\$2,923
M33__-R08-C0_	HYDRAULIC CLAMP (CLASS 3) Available for Standard Arm, Long Arm and Extendable Arm. Second Auxiliary Hydraulics (M33__-R07-C03) are automatically included/added to machine configuration if adding Clamp to Extendable arm machine. Increases operating weight by 126 lb.	\$2,090
M33__-R06-C0_	HYDRAULIC X-CHANGE	\$1,872
M33__-R08-C1_	PRO CLAMP™ SYSTEM (CLASS 3) [DISCONTINUED] Available for Standard Arm and Long Arm only. Includes Pro Clamp Base and material Clamp. Increases operating weight by 189 lb. Grading Blade accessory available through Bobcat Parts.	\$2,634
M33__-R04-C02	KEYLESS START [DISCONTINUED] PROVIDES ONE OWNER CODE AND TWO USER CODES (FIVE DIGIT).	\$231
M33__-R26-C02	RADIO (CAB ONLY)	\$433
M33__-R07-C02	SECOND AUXILIARY HYDRAULICS – STANDARD/LONG ARM	\$1,172
M33__-R07-C03	SECOND AUXILIARY HYDRAULICS – EXTENDABLE ARM	\$1,172
M33__-R02-C02	STEEL TRACKS Increases operating weight by 212 lbs.	\$2,598
M33__-R11-C02	TRAVEL MOTION ALARM	\$310

****NOTE:** When adding a Clamp to an Extendable Arm Option, the Second Auxiliary Hydraulics option will automatically be added to the configuration. If adding field installed Clamp kit to an Extendable Arm machine, it is recommended that Second Auxiliary option be added to the machine. Pro Clamp™ is NOT compatible with Extendable Arm.

Prices and Specifications
Subject to Change Without Notice

Compact Excavators
All Prices in U.S. Dollars

North American Suggested List Prices
2019 Price Book

Check BobcatNET Pricing Homepage for current Canadian exchange rate.

E35 R-Series

BOBCAT COMPACT EXCAVATOR

DEALER INSTALLED ACCESSORIES – ORDER FROM SALES

PART NUMBER	DESCRIPTION	SLP IN US \$
7120486	LASER RECEIVER, CR600 Can be used as handheld, machine mounted, or machine mounted with Depth Check system. Includes magnetic mount for machines and clamp for rod mount CR600 receiver is included with GL422N Laser Transmitter. Estimated Installation Time: 0.25 hrs.	\$460
7160486	LASER RECEIVER, BLR2 (FOR USE WITH DEPTH CHECK) For use with Depth Check, a Mounting Kit (7246898) must also be purchased from Parts Estimated Installation Time: 0.25 hrs.	\$1,940
7275232	LASER TRANSMITTER BEACON, GL422N - (FOR USE WITH DEPTH CHECK) Dual Slope. Includes CR600 Receiver.	\$2600
6688806	TRIPOD FOR LASER TRANSMITTER BEACON	\$260
7178040	LONG ARM KIT Shipping Weight – 186 lbs. Estimated Installation Time 3 hrs. Add-On Counterweight 7286769 required when converting Std Arm to Long Arm or Extendable Arm.	\$955

DEALER INSTALLED ACCESSORIES – ORDER FROM PARTS

To ensure having the correct Part Number for a Dealer Installed Accessory, obtain the excavator model and serial number and check with the Dealer Parts Department. For the most current Dealer Installed Accessories pricing, refer to BobQuote or Dealer Parts Department.

7245104	AUXILIARY COUPLER BLOCK KIT, FIXED ARM Includes Push-to-Release coupler block and case drain. Estimated Installation Time: 3 hrs.	\$ _____
7245105	AUXILIARY COUPLER BLOCK KIT, EXT. ARM Includes Push-to-Release coupler block and case drain. Estimated Installation Time: 3 hrs.	\$ _____
7172554	BEACON KIT Estimated Installation Time: 0.75 hr.	\$ _____
7245617	CASE DRAIN KIT For use with Flail Mower. Estimated Installation Time:1.5 hrs.	\$ _____
7241562	CATALYTIC EXHAUST PURIFIER – E35 25HP ONLY	\$ _____
7286769	COUNTERWEIGHT, ADD-ON KIT (R-SERIES MACHINES ONLY)	\$ _____
7203767	DEFLECTOR, LOUVER Provides additional protection of engine components and deflects air flow exiting below engine. Must also order Bolt PN 29CM1016 qty (4) and Installation Instructions PN 6990164. Estimated installation time for Extendable Arm: 4 hrs.	\$ _____
7240592	DELUXE DISPLAY PANEL KIT WITH KEYLESS START	\$ _____
7246892	DEPTH CHECK KIT, LONG ARM AND ANGLE BLADE	\$ _____
7246893	DEPTH CHECK KIT, LONG ARM AND STANDARD BLADE	\$ _____
7246894	DEPTH CHECK KIT, STANDARD ARM AND ANGLE BLADE	\$ _____
7246895	DEPTH CHECK KIT, STANDARD ARM AND STANDARD BLADE	\$ _____
7246898	DEPTH CHECK BLR2 LASER MOUNTING KIT	\$ _____

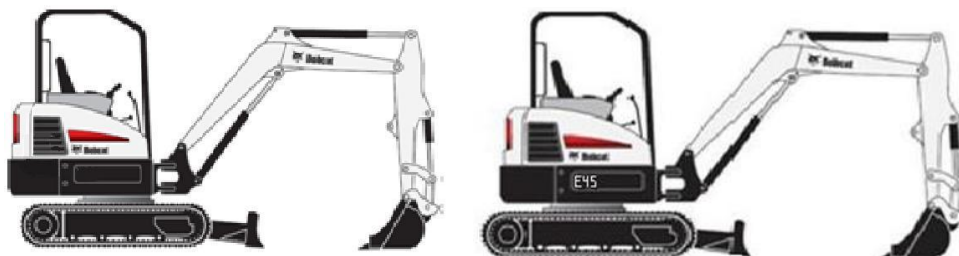
E35 R-Series

BOBCAT COMPACT EXCAVATOR

DEALER INSTALLED ACCESSORIES – ORDER FROM PARTS

PART NUMBER	DESCRIPTION	\$
<i>To ensure having the correct Part Number for a Dealer Installed Accessory, obtain the excavator model and serial number and check with the Dealer Parts Department. For the most current Dealer Installed Accessories pricing, refer to BobQuote or Dealer Parts Department.</i>		
7238275	DIRECT-TO-TANK KIT Reduces back pressure on auxiliary return line. Estimated Installation Time: 1.5 hrs.	\$ _____
7188091	ENGINE BLOCK HEATER KIT – 25 HP ONLY Estimated Installation Time: 1.0 hr.	\$ _____
7320030	ENGINE BLOCK HEATER KIT – 33 HP ONLY Estimated Installation Time: 0.25 hr.	\$ _____
6904762	EXCAVATOR OPERATOR SAFETY DVD Includes both English and Spanish versions on one DVD	\$ _____
6903186	EXCAVATOR OPERATOR TRAINING KIT	\$ _____
6900916	EXCAVATOR SERVICE SAFETY TRAINING KIT	\$ _____
7202870	EXTENDABLE ARM KIT If installing on standard arm, must also install Counterweight Add-On Kit PN 7286769. Estimated installation time for Extendable Arm: 4 hrs.	\$ _____
7306976	FIRE EXTINGUISHER KIT Estimated Installation Time: 1 hr.	\$ _____
7320485	FRONT GUARD KIT Front guard (metal screen) attaches to cab or canopy to provide additional operator protection. Estimated Installation Time: 1.5 hr.	\$ _____
7227740	GRADING BLADE ACCESSORY – CLASS 3 24” Grading Blade accessory for use with Pro Clamp System. Estimated Installation Time: 0.25 hr.	\$ _____
7178042	HYDRAULIC X-CHANGE KIT – STANDARD ARM & LONG ARM Estimated Installation Time: 6 hrs.	\$ _____
7203210	HYDRAULIC X-CHANGE KIT – EXTENDABLE ARM Estimated Installation Time: 6 hrs.	\$ _____
7238484	KEYLESS START KIT – FOR STANDARD PANEL MACHINES Provides one Owner code and two User codes (five digit). Estimated Installation Time: 1.0 hr.	\$ _____
7236891	LIFT POINT ACCESSORY Must also order bolt PN 7CM835 quantity (4) and nut PN 51DM8 quantity (4) NOT compatible with Extendable Arm. Estimated Installation Time:0.5 hrs.	\$ _____
7173148	MIRROR KIT Estimated Installation Time: 0.5 hr.	\$ _____
6988434	RADIO KIT Must also order speaker & antenna kit PN 7228595 if not already installed. Estimated Installation Time: 1.0 hr.	\$ _____
7228595	SPEAKERS & ANTENNA KIT (CAB ONLY) Estimated Installation Time: 1.0 hr.	\$ _____
7010428	SEAT BELT, 3" KIT Estimated Installation Time: 1 hr.	\$ _____
7330192	SECONDARY AUXILIARY HYDRAULICS KIT (R-SERIES ONLY) Provides 5.4 GPM maximum flow. Estimated Installation Time: 4 hrs.	\$ _____
7174552	STEEL TRACK BOLT-ON RUBBER PAD KIT – E35 Rubber pads bolt to steel track (86 pads). Estimated Installation Time: 2 hrs.	\$ _____
7172974	STROBE LIGHT KIT Estimated Installation Time: 0.75 hr.	\$ _____
7183650	TRAVEL MOTION ALARM KIT Estimated Installation Time: 2 hrs.	\$ _____
7241225	WORK LIGHTS KIT-CAB Additional front work lights (2), and rear work light (1). Mount to front & rear cab pillars. Estimated Installation Time:2 hrs.	\$ _____
7241226	WORK LIGHTS KIT- CANOPY Additional front work lights (2), and rear work light (1). Mount to front & rear canopy pillars. Estimated Installation Time:2 hrs.	\$ _____
7280215	WINDOW SHADE KIT (R-SERIES ONLY) Retractable window shade, covers top cab window. Estimated Installation Time: 2 hrs.	\$ _____

E42/E45 BOBCAT COMPACT EXCAVATOR



STANDARD EQUIPMENT

- Auto Idle
- Auto-Shift, 2-Speed Travel
- Auxiliary Hydraulics, Selectable Flow
 - w/ Boom Mounted Flush Face Quick Couplers
- Canopy
 - Includes: Cup Holder, Retractable Seat Belt, Suspension Seat with High Back
 - Roll Over Protective Structure (ROPS)- Meets Requirements of ISO 12117-2: 2008
 - Tip Over Protective Structure (TOPS) – Meets Requirements of ISO 12117: 2000
- Control Console Locks
- Control Pattern Selector Valve (ISO/STD)
- Dozer Blade with Float
- Engine/Hydraulic Monitor with Shutdown
- Fingertip Auxiliary Hydraulic Control
- Fingertip Boom Swing Control
- Horn
- Hydraulic Joystick Controls
- Rubber Track
- Spark Arrestor Exhaust System
- Telematics
- Turbocharged, Tier 4 Non DPF
- Vandalism Protection
- Work Lights
- X-Change™ (Attachment Mounting System)

QUICK SPECS

	E42			E45		
	Std Arm	Long Arm	Ext Arm	Std Arm	Long Arm	Ext Arm
Engine Model (Tier 4)	D24	D24	D24	D24	D24	D24
Horsepower	42.7	42.7	42.7	42.7	42.7	42.7
Rated Speed-RPM	2200	2200	2200	2200	2200	2200
Auxiliary Hydraulics Flow	20.0 GPM	20.0 GPM	20.0 GPM	20.0 GPM	20.0 GPM	20.0 GPM
Travel Speed (Max)	2.9 MPH	2.9 MPH	2.9 MPH	2.6 MPH	2.6 MPH	2.6 MPH
Operating Weight*	9246 lbs.	9722 lbs.	9976 lbs.	10077 lbs.	10553 lbs.	10807 lbs.
Shipping Weight	9025 lbs.	9501 lbs.	9755 lbs.	9774 lbs.	10250 lbs.	10504 lbs.
Cab Height	99.0"	99.0"	99.0"	99.7"	99.7"	99.7"
Width	70.0"	70.0"	70.0"	77.2"	77.2"	77.2"
Length, Transport	200"	202"	201"	211"	212"	211"
Dig Depth	10' 6"	11' 6"	12' 6"	10' 10"	11' 10"	12' 10"
Reach at Ground Level	17' 3"	18' 3"	19' 1"	18' 7"	19' 7"	20' 6"
Dump Height	12' 3"	12' 10"	13' 3"	11' 11"	12' 6"	13' 10"
Arm Length	55.1"	66.9"	55.0" ⇄ 79.0"	55.1"	66.9"	55.0" ⇄ 79.0"
Boom Swing (Left)	75°	75°	75°	75°	75°	75°
Boom Swing (Right)	50°	50°	50°	50°	50°	50°
Bucket Breakout Force	9183 lbf.	9183 lbf.	9183 lbf.	7650 lbf.	7650 lbf.	7650 lbf.
Arm Breakout Force(Max)	5672 lbf.	4953 lbf.	5672 lbf.	5332 lbf.	4690 lbf.	5332 lbf.
Tail Swing Overhang	16.9"	17.6"	17.6"	0.0"	0.6"	0.6"

*Operating Weight includes canopy, rubber tracks, applicable counterweight, standard bucket and fluids full.

E42/E45 BOBCAT COMPACT EXCAVATOR

COMPACT EXCAVATOR		
PART NUMBER	DESCRIPTION	SLP IN US \$
M3213	E42 COMPACT EXCAVATOR	\$54,731
M3215	E45 COMPACT EXCAVATOR	\$61,078
M32__-R51-C03	TELEMATICS, CANADA	\$0
M32__-R51-C02	TELEMATICS, US	\$0

AC/HEATED CAB PACKAGES (CAB HVAC OPTION ADDS APPROXIMATELY 309 LB TO OPERATING WEIGHT)		
PART NUMBER	DESCRIPTION	SLP IN US \$
M32__-P01-A20	A20 OPTION PACKAGE Includes Enclosed Cab with HVAC and Cloth Suspension seat.	\$6,985
M32__-P01-A40	A40 OPTION PACKAGE Includes Enclosed Cab with HVAC, Cloth Suspension Seat, and Deluxe Display Panel w/ Keyless Start and Radio.	\$7,988

OPEN CANOPY PACKAGES		
PART NUMBER	DESCRIPTION	SLP IN US \$
M33__-P01- O40	O40 OPTION PACKAGE Includes Open Canopy, Vinyl Suspension Seat and Deluxe Display Panel w/ Keyless Start.	\$558

E42/E45

BOBCAT COMPACT EXCAVATOR

FACTORY INSTALLED OPTIONS		
PART NUMBER	DESCRIPTION	SLP IN US \$
M32__-R03-C02	ARM OPTION - LONG ARM W/ HEAVY COUNTERWEIGHT Increases operating weight by 460 lbs.	\$2,215
M32__-R03-C03	ARM OPTION - EXTENDABLE ARM W/ HEAVY COUNTERWEIGHT Increases operating weight by 730 lbs. Pro Clamp™ is not compatible with Extendable Arm.	\$6,502
M3213-R12-C02	HYDRAULIC ANGLE BLADE – E42 ONLY Increases operating weight by 170 lbs.	\$2,923
M3215-R12-C02	HYDRAULIC ANGLE BLADE – E45 ONLY Increases operating weight by 346 lbs.	\$3,167
M3213-R08-C__	HYDRAULIC CLAMP (CLASS III) – E42 ONLY [DISCONTINUED] Available for Standard Arm and Long Arm only. (Recommend using with Class III buckets) Increases operating weight by 171 lb.	\$2,202
M32__-R08-C__	HYDRAULIC CLAMP (CLASS IV) – E42 OR E45 Available for Standard Arm, Long Arm and Extendable Arm. Note: Second Auxiliaries (M3221-R07-C03) are automatically included/added to machine configuration if adding Clamp to Extendable arm machine. Increases operating weight by 218 lb.	\$2,648
M32__-R06-C0_	HYDRAULIC X-CHANGE Available for Standard Arm, Long Arm and Extendable Arm.	\$1,872
M32__-R08-C__	PRO CLAMP™ SYSTEM (CLASS IV) [DISCONTINUED] Available for Standard Arm and Long Arm only. Includes Pro Clamp Base and Material Clamp. Increases operating weight by 295 lb.	\$3,192
M32__-R04-C02	KEYLESS START [DISCONTINUED] PROVIDES ONE OWNER CODE AND TWO USER CODES (FIVE DIGIT).	\$231
M32__-R26-C02	RADIO – CAB MACHINE ONLY (INCLUDED IN A40 PKG)	\$433
M32__-R07-C02	SECOND AUXILIARY HYDRAULICS (12 GPM) Note: Second Auxiliaries are automatically included on Extendable Arm/Clamp optioned machines.	\$1,488
M32__-R02-C02	STEEL TRACKS Increases operating weight by 77 lbs.	\$2,923
M32__-R11-C02	TRAVEL MOTION ALARM	\$310

****NOTE:** When adding a Clamp to an Extendable Arm Option, the Second Auxiliary Hydraulics option will automatically be added to the configuration. If adding field installed Clamp kit to an Extendable Arm machine, it is recommended that Second Auxiliary option be added to the machine. Pro Clamp™ is NOT compatible with Extendable Arm.

DEALER INSTALLED ACCESSORIES – ORDER FROM SALES		
PART NUMBER	DESCRIPTION	SLP IN US \$
7120486	LASER RECEIVER, CR600 Can be used as handheld, machine mounted, or machine mounted with Depth Check Includes magnetic mount for machines and clamp for rod mount. CR600 is included with GL422N Laser Transmitter. Estimated Installation Time: 0.25 hrs.	\$460
7160486	LASER RECEIVER, BLR2 (FOR USE WITH DEPTH CHECK) For use with Depth Check, a Mounting Kit (7246898) must also be purchased from Parts Estimated Installation Time: 0.25 hrs.	\$1,940
7275232	LASER TRANSMITTER BEACON, GL422N - (FOR USE WITH DEPTH CHECK) Dual Slope. Includes CR600 Receiver.	\$2600
6688806	TRIPOD FOR LASER TRANSMITTER BEACON For use with BL422N laser transmitter.	\$260
7185279	LONG ARM KIT If converting standard arm to long arm, must also order Counterweight Add-On kit PN 7241392 from Parts. Shipping Weight – 186 lbs. Estimated Installation Time: 3 hrs.	\$955

E42/E45

BOBCAT COMPACT EXCAVATOR

DEALER INSTALLED ACCESSORIES – ORDER FROM PARTS

PART NUMBER

DESCRIPTION

To ensure having the correct Part Number for a Dealer Installed Accessory, obtain the excavator model and serial number and check with the Dealer Parts Department. For the most current Dealer Installed Accessories pricing, refer to BobQuote or Dealer Parts Department.

7245506	AUXILIARY COUPLER BLOCK KIT, FIXED ARM Includes Push-to-Release coupler block and case drain. Estimated Installation Time: 3 hrs.	\$ _____
7245507	AUXILIARY COUPLER BLOCK KIT, EXT. ARM Includes Push-to-Release coupler block and case drain. Estimated Installation Time: 3 hrs.	\$ _____
7172554	BEACON KIT Estimated Installation Time: 0.75 hr.	\$ _____
6989240	CANOPY ENCLOSURE KIT – VINYL (M-SERIES ONLY) Estimated Installation Time: 1.5 hrs.	\$ _____
7246494	CASE DRAIN KIT – E42 For use with Flail Mower attachment. Estimated Installation Time: 1.5 hrs.	\$ _____
7245618	CASE DRAIN KIT – E45 For use with Flail Mower attachment. Estimated Installation Time: 1.5 hrs.	\$ _____
7241392	COUNTERWEIGHT ADD-ON KIT (TIER 4 ONLY) Required if converting a standard arm machine to long arm or Extendable arm. Can also be used to increase lift stability of standard, long or extendable arm. Shipping Weight –500 lbs. Estimated Installation Time: 1 hr.	\$ _____
7202728	DEFLECTOR, LOUVER Provides additional protection of engine components and deflects air flow exiting below engine. Must also order Bolt PN 29CM1016 qty (4) and Installation Instructions PN 6990165. Estimated installation time for Extendable Arm: 4 hrs.	\$ _____
7240592	DELUXE DISPLAY PANEL KIT WITH KEYLESS START Provides one Owner code & eight User codes. Estimated Installation Time: 1 hr.	\$ _____
7246892	DEPTH CHECK KIT, LONG ARM AND ANGLE BLADE Excavator must be equipped with Deluxe Panel. Estimated Installation Time: 3 hrs.	\$ _____
7246893	DEPTH CHECK KIT, LONG ARM AND STANDARD BLADE Excavator must be equipped with Deluxe Panel. Estimated Installation Time: 3 hrs.	\$ _____
7246894	DEPTH CHECK KIT, STANDARD ARM AND ANGLE BLADE Excavator must be equipped with Deluxe Panel. Estimated Installation Time: 3 hrs.	\$ _____
7246895	DEPTH CHECK KIT, STANDARD ARM AND STANDARD BLADE Excavator must be equipped with Deluxe Panel. Estimated Installation Time: 3 hrs.	\$ _____
7246898	DEPTH CHECK BLR2 LASER MOUNTING KIT Required if using BLR2 with Depth Check. Includes Magnetic Receiver Mount and Harness.	\$ _____
_____	ENGINE BLOCK HEATER KIT Estimated Installation Time: 1 hr.	\$ _____
6904762	EXCAVATOR OPERATOR SAFETY DVD INCLUDES BOTH ENGLISH AND SPANISH VERSIONS ON ONE DVD	\$ _____
6903186	EXCAVATOR OPERATOR TRAINING KIT	\$ _____
6900916	EXCAVATOR SERVICE SAFETY TRAINING KIT	\$ _____
7221751	EXTENDABLE ARM KIT If installing on standard arm, must also install Counterweight Add-On Kit PN 7241392. Estimated installation time for Extendable Arm: 4 hrs.	\$ _____
7268309	FIRE EXTINGUISHER KIT Estimated Installation Time: 1 hr.	\$ _____
7230850	GRADING BLADE ACCESSORY – CLASS 4 24” Grading Blade accessory for use with Pro Clamp System. Estimated Installation Time: 0.25 hr.	\$ _____

E42/E45 BOBCAT COMPACT EXCAVATOR

DEALER INSTALLED ACCESSORIES – ORDER FROM PARTS

PART NUMBER

DESCRIPTION

To ensure having the correct Part Number for a Dealer Installed Accessory, obtain the excavator model and serial number and check with the Dealer Parts Department. For the most current Dealer Installed Accessories pricing, refer to BobQuote or Dealer Parts Department.

7311904	GUARD KIT, FRONT Front guard (metal screen) attaches to cab or canopy to provide additional operator protection. Estimated Installation Time: 1.5 hr.	\$ _____
7173308	GUARD KIT, TOP – CANOPY ONLY Provides additional operator protection from falling objects. Estimated Installation Time: 0.5 hr.	\$ _____
7173584	GUARD KIT, TOP – CAB EQUIPPED MACHINES ONLY Provides additional operator protection from falling objects. Estimated Installation Time: 0.75 hr.	\$ _____
7185283	HYDRAULIC X-CHANGE KIT Estimated Installation Time: 6 hrs.	\$ _____
7221761	HYDRAULIC X-CHANGE KIT – EXTENDABLE ARM Estimated Installation Time: 1.5 hrs.	\$ _____
7238484	KEYLESS START KIT – FOR STANDARD PANEL MACHINES Provides one Owner code and two User codes (five digit). Estimated Installation Time: 1.0 hr.	\$ _____
7242746	LIFT POINT KIT Check machine vintage for compatibility, may also require Bucket Link Estimated Installation Time: 0.5 hr.	\$ _____
7173148	MIRROR KIT Estimated Installation Time: 0.5 hr.	\$ _____
6988434	RADIO KIT – CAB ONLY Must also order speaker & antenna kit PN 7228595 if not already installed. Estimated Installation Time: 1.0 hr.	\$ _____
7229098	RADIO, BLUETOOTH KIT – CAB ONLY Must also order speaker & antenna kit PN 7228595 if not already installed. Estimated Installation Time: 1.0 hr.	\$ _____
7228595	SPEAKER & ANTENNA KIT – CAB ONLY Estimated Installation Time: 1.0 hr.	\$ _____
7010428	SEAT BELT, 3" KIT Estimated Installation Time: 1 hr.	\$ _____
7265278	SECONDARY AUXILIARY HYDRAULICS KIT Provides 12 GPM maximum flow. Shipping weight 52 lbs. Estimated Installation Time: 4 hrs.	\$ _____
7192422	STEEL TRACK BOLT-ON RUBBER PAD KIT – E42 ONLY For use with steel tracks. Includes 94 pads. Estimated Installation Time: 2 hrs.	\$ _____
7199213	STEEL TRACK BOLT-ON RUBBER PAD KIT – E45 ONLY For use with steel tracks only. Includes 78 pads. Available only for E45 S/N AG3G11113 & above. Estimated Installation Time: 3 hrs.	\$ _____
7172974	STROBE LIGHT KIT Estimated Installation Time: 0.75 hr.	\$ _____
7205970	TRAVEL MOTION ALARM KIT Estimated Installation Time: 2 hrs.	\$ _____
7241225	WORK LIGHTS KIT-CAB Additional front work lights (2), and rear work light (1). Mounts to front & rear cab pillars. Estimated Installation Time: 2 hrs.	\$ _____
7241226	WORK LIGHTS KIT- CANOPY Additional front work lights (2), and rear work light (1). Mounts to front & rear cab pillars. Estimated Installation Time: 2 hrs.	\$ _____

E50/E55

BOBCAT COMPACT EXCAVATOR



STANDARD EQUIPMENT

- Auto Idle
- Auto-Shift, 2-Speed Travel
- Auxiliary Hydraulics, Selectable Flow
 - w/ Boom Mounted Flush Face Quick Couplers
- Canopy
 - Includes: Cup Holder, Retractable Seat Belt, Suspension Seat with High Back
 - Roll Over Protective Structure (ROPS)- Meets Requirements of ISO 12117-2: 2008
 - Tip Over Protective Structure (TOPS) – Meets Requirements of ISO 12117: 2000
- Control Console Locks
- Control Pattern Selector Valve (ISO/STD)
- Dozer Blade with Float
- Engine/Hydraulic Monitor with Shutdown
- Fingertip Auxiliary Hydraulic Control
- Fingertip Boom Swing Control
- Horn
- Hydraulic Joystick Controls
- Rubber Track
- Spark Arrestor Exhaust System
- Turbocharged, Tier 4 Non DPF Engine
- Telematics
- Vandalism Protection
- Work Lights
- X-Change™ (Attachment Mounting System)

QUICK SPECS

	E50			E55		
	Std Arm	Long Arm	Ext Arm	Std Arm	Long Arm	Ext Arm
Engine Model (Tier 4)	D24	D24	NA	NA	D24	D24
Horsepower	49.8	49.8	-	-	49.8	49.8
RPM	2200	2200	-	-	2200	2200
Auxiliary Hydraulics Flow	20.0 GPM	20.0 GPM	-	-	20.0 GPM	20.0 GPM
Travel Speed (Maximum)	3.1 MPH	3.1 MPH	-	-	3.1 MPH	3.1 MPH
Operating Weight*	10677 lbs.	11195 lbs.	-	-	12004 lbs.	12335 lbs.
Shipping Weight	10374 lbs.	10892 lbs.	-	-	11683 lbs.	12014 lbs.
Cab Height	99.7"	99.7"	-	-	99.7"	99.7"
Width	77.2"	77.2"	-	-	77.2"	77.2"
Length, Transport	219"	219"	-	-	207"	210"
Dig Depth	11' 7"	12' 11"	-	-	12' 11"	14' 7"
Reach at Ground Level	19' 6"	20' 9"	-	-	19' 11"	21' 7"
Dump Height	12' 9"	13' 7"	-	-	13' 7"	14' 6"
Arm Length	60.0"	75.8"	-	-	76.0"	67.6" ⇄ 96.0"
Boom Swing (Left)	75°	75°	-	-	75°	75°
Boom Swing (Right)	50°	50°	-	-	50°	50°
Bucket Breakout Force	8977 lbf.	8977 lbf.	-	-	8977 lbf.	8977 lbf.
Arm Breakout Force (Max)	6744 lbf.	5751 lbf.	-	-	5751 lbf.	6342 lbf.
Tail Swing Overhang	0.6"	3.6"	-	-	13.4"	13.4"

*Operating Weight includes canopy, rubber tracks, applicable counterweight, standard bucket and fluids full.

E50/E55

BOBCAT COMPACT EXCAVATOR

COMPACT EXCAVATOR

PART NUMBER	DESCRIPTION	SLP IN US \$
-------------	-------------	--------------

M3219	E50 COMPACT EXCAVATOR	\$68,820
M3221	E55 COMPACT EXCAVATOR	\$71,692
M32__-R51-C03	TELEMATICS, CANADA	\$0
M32__-R51-C02	TELEMATICS, US	\$0

AC/HEATED CAB PACKAGES

(CAB HVAC OPTION ADDS APPROXIMATELY 309 LB TO OPERATING WEIGHT)

PART NUMBER	DESCRIPTION	SLP IN US \$
-------------	-------------	--------------

M32__-P01-A20	A20 OPTION PACKAGE	\$6,985
	Includes Enclosed Cab with HVAC and Cloth Suspension seat.	
M32__-P01-A40	A40 OPTION PACKAGE	\$7,988
	Includes Enclosed Cab with HVAC, Cloth Suspension Seat, and Deluxe Display Panel w/ Keyless Start and Radio.	

OPEN CANOPY PACKAGES

PART NUMBER	DESCRIPTION	SLP IN US \$
-------------	-------------	--------------

M32__-P01- O40	O40 OPTION PACKAGE	\$558
	Includes Open Canopy, Vinyl Suspension Seat and Deluxe Display Panel w/ Keyless Start.	

E50/E55

BOBCAT COMPACT EXCAVATOR

FACTORY INSTALLED OPTIONS		
PART NUMBER	DESCRIPTION	SLP IN US \$
M3219-R03-C02	ARM OPTION – LONG ARM W/ HEAVY COUNTERWEIGHT – E50 ONLY Increases operating weight by 460 lbs.	\$2,215
M3221-R03-C03	ARM OPTION - EXTENDABLE ARM W/ HEAVY COUNTERWEIGHT – E55 ONLY Increases operating weight by 331 lbs. Pro Clamp™ is not compatible with Extendable Arm.	\$6,730
M32__-R12-C02	HYDRAULIC ANGLE BLADE Increases operating weight by 346 lbs.	\$3,167
M32__-R08-C__	HYDRAULIC CLAMP – CLASS 4 Available for E50 Standard Arm & Long Arm and E55. Increases operating weight by 218 lb.	\$2,648
M3221-R08-C10	HYDRAULIC CLAMP FOR EXTENDABLE ARM – E55 ONLY Note: Second Auxiliaries (M3221-R07-C03) are automatically included/added to machine configuration if adding Clamp to Extendable arm machine. Increases operating weight by 218 lbs.	\$2,552
M32__-R06-C0_	HYDRAULIC X-CHANGE Available for Standard & Long Arm (E50 only), Long Arm and Extendable Arm (E55 Only).	\$1,872
M32__-R08-C__	PRO CLAMP™ SYSTEM - CLASS 4 [DISCONTINUED] Available for Standard Arm and Long Arm only. Includes Pro Clamp Base and material Clamp. NOT compatible with Extendable Arm. Increases operating weight by 295 lb.	\$3,192
M32__-R04-C02	KEYLESS START [DISCONTINUED] PROVIDES ONE OWNER CODE AND TWO USER CODES (FIVE DIGIT).	\$231
M32__-R26-C02	RADIO – CAB MACHINES ONLY (INCLUDED IN A40 PKG)	\$433
M32__-R07-C0_	SECOND AUXILIARY HYDRAULICS (12 GPM) Note: Second Auxiliaries are automatically included on Extendable Arm/Clamp optioned machines.	\$1,488
M32__-R02-C02	STEEL TRACKS Increases operating weight by 289 lbs.	\$2,923
M32__-R11-C02	TRAVEL MOTION ALARM	\$310

****NOTE:** When adding a Clamp to an Extendable Arm Option, the Second Auxiliary Hydraulics Option will automatically be added to the configuration. If adding field installed Clamp kit to an Extendable Arm machine, it is recommended that Second Auxiliary option be added to the machine. Pro Clamp™ is NOT compatible with Extendable Arm.

DEALER INSTALLED ACCESSORIES – ORDER FROM SALES		
PART NUMBER	DESCRIPTION	SLP IN US \$
7120486	LASER RECEIVER, CR600 Can be used as handheld, machine mounted, or machine mounted with Depth Check Includes magnetic mount for machines and clamp for rod mount. CR600 receiver is included with GL422N Laser Transmitter. Estimated Installation Time: 0.25 hrs.	\$460
7160486	LASER RECEIVER, BLR2 For use with Depth Check, a Mounting Kit (7246898) must also be purchased from Parts Estimated Installation Time: 0.25 hrs.	\$1,940
7275232	LASER TRANSMITTER BEACON, GL422N - (FOR USE WITH DEPTH CHECK) Dual Slope. Includes CR600 Receiver.	\$2600
6688806	TRIPOD FOR LASER TRANSMITTER BEACON For use with BL422N laser transmitter.	\$260
7185287	LONG ARM KIT (E50) Shipping Weight – 315 lbs. Estimated Installation Time: 3 hrs. (Counterweight required PN7241392)	\$1,179

E50/E55

BOBCAT COMPACT EXCAVATOR

DEALER INSTALLED ACCESSORIES – ORDER FROM PARTS

PART NUMBER	DESCRIPTION
-------------	-------------

To ensure having the correct Part Number for a Dealer Installed Accessory, obtain the excavator model and serial number and check with the Dealer Parts Department. For the most current Dealer Installed Accessories pricing, refer to BobQuote or Dealer Parts Department.

7245108	AUXILIARY COUPLER BLOCK KIT, FIXED ARM - E50/E55 \$ _____ Includes Push-to-Release coupler block and case drain. Estimated Installation Time: 3 hrs.
7245109	AUXILIARY COUPLER BLOCK KIT, EXT. ARM – E55 ONLY \$ _____ Includes Push-to-Release coupler block and case drain. Estimated Installation Time: 3 hrs.
7172554	BEACON LIGHT KIT \$ _____ Estimated Installation Time: 0.75 hr.
6989240	CANOPY ENCLOSURE KIT – VINYL (M-SERIES ONLY) \$ _____ Estimated Installation Time: 1.5 hrs.
7245618	CASE DRAIN KIT – E50 & E55 \$ _____ For use with Flail Mower Estimated Installation Time: 1.5 hrs.
7241392	COUNTERWEIGHT, ADD-ON KIT (FOR TIER 4 UNITS ONLY) \$ _____ Applicable to E50 Standard Arm ONLY – <u>NOT compatible with E50LA or E55.</u> Shipping Weight – 500 lbs. Estimated Installation Time: 1 hr.
7202728	DEFLECTOR, LOUVER \$ _____ Provides additional protection of engine components and deflects air flow exiting below engine. Must also order Bolt PN 29CM1016 qty (4) and Installation Instructions PN 6990165. Estimated installation time for Extendable Arm: 4 hrs.
7240592	DELUXE DISPLAY PANEL KIT WITH KEYLESS START \$ _____ Provides one Owner code & eight User codes. Estimated Installation Time: 1 hr.
7246892	DEPTH CHECK KIT, LONG ARM AND ANGLE BLADE \$ _____ Excavator must be equipped with Deluxe Panel. Estimated Installation Time: 3 hrs.
7246893	DEPTH CHECK KIT, LONG ARM AND STANDARD BLADE \$ _____ Excavator must be equipped with Deluxe Panel. Estimated Installation Time: 3 hrs.
7246894	DEPTH CHECK KIT, STANDARD ARM AND ANGLE BLADE \$ _____ Excavator must be equipped with Deluxe Panel. Estimated Installation Time: 3 hrs.
7246895	DEPTH CHECK KIT, STANDARD ARM AND STANDARD BLADE \$ _____ Excavator must be equipped with Deluxe Panel. Estimated Installation Time: 3 hrs.
7246898	DEPTH CHECK BLR2 LASER MOUNTING KIT \$ _____ Includes Magnetic Receiver Mount and Harness.
7237289	ENGINE BLOCK HEATER KIT \$ _____ Estimated Installation Time: 1 hr.
6904762	EXCAVATOR OPERATOR SAFETY DVD \$ _____ Includes both English and Spanish versions on one DVD
6903186	EXCAVATOR OPERATOR TRAINING KIT \$ _____
6900916	EXCAVATOR SERVICE SAFETY TRAINING KIT \$ _____
7221751	EXTENDABLE ARM KIT (E45) \$ _____ If installing on standard arm, must also install Counterweight Add-On Kit PN 7241392. Estimated installation time for Extendable Arm: 4 hrs.
7268309	FIRE EXTINGUISHER KIT \$ _____ Estimated Installation Time: 1 hr.
7311904	GUARD KIT, FRONT \$ _____ Front guard (metal screen) attaches to cab or canopy to provide additional operator protection. Estimated Installation Time: 1.5 hrs.

E50/E55

BOBCAT COMPACT EXCAVATOR


DEALER INSTALLED ACCESSORIES – ORDER FROM PARTS

PART NUMBER	DESCRIPTION
-------------	-------------

To ensure having the correct Part Number for a Dealer Installed Accessory, obtain the excavator model and serial number and check with the Dealer Parts Department. For the most current Dealer Installed Accessories pricing, refer to BobQuote or Dealer Parts Department.

7173308	GUARD KIT, TOP – CANOPY ONLY Provides additional operator protection from falling objects. Estimated Installation Time: 0.5 hr.	\$ _____
7173584	GUARD KIT, TOP – CAB ONLY Provides additional operator protection from falling objects. Estimated Installation Time: 0.75 hr.	\$ _____
7230850	GRADING BLADE ACCESSORY – CLASS 4 24” Grading Blade accessory for use with Pro Clamp System. Estimated Installation Time: 0.25 hr.	\$ _____
7185291	HYDRAULIC X-CHANGE KIT Estimated Installation Time: 6 hrs.	\$ _____
7221760	HYDRAULIC X-CHANGE KIT – EXTENDABLE ARM (E55) Estimated Installation Time: 6 hrs.	\$ _____
7238484	KEYLESS START KIT – FOR STANDARD PANEL MACHINES Provides one Owner code and two User codes (five digit). Estimated Installation Time: 1.0 hr.	\$ _____
7242746	LIFT POINT KIT Check machine vintage for compatibility, may also require Bucket Link Estimated Installation Time: 0.5 hr.	\$ _____
7173148	MIRROR KIT Estimated Installation Time: 0.5 hr.	\$ _____
6988434	RADIO KIT Must also order speaker & antenna kit PN 7228595 if not already installed. Estimated Installation Time: 1.0 hr.	\$ _____
7228595	SPEAKER & ANTENNA KIT Estimated Installation Time: 1.0 hr.	\$ _____
7010428	SEAT BELT, 3" KIT Estimated Installation Time: 1 hr.	\$ _____
7265189	SECONDARY AUXILIARY KIT Provides 12 GPM maximum flow. Shipping weight 52 lbs. Estimated Installation Time: 4 hrs.	\$ _____
7172974	STROBE LIGHT KIT Estimated Installation Time: 0.75 hr.	\$ _____
7199213	STEEL TRACK BOLT-ON RUBBER PAD KIT For use with steel tracks only. Includes 78 pads. Applicable to E50 SN AG3N11123 & above only. Estimated Installation Time: 3 hrs.	\$ _____
7205970	TRAVEL MOTION ALARM KIT Estimated Installation Time: 2 hrs.	\$ _____
7241225	WORK LIGHTS KIT-CAB Additional front work lights (2), and rear work light (1). Mounts to front & rear cab pillars. Estimated Installation Time: 2 hrs.	\$ _____
7241226	WORK LIGHTS KIT- CANOPY Additional front work lights (2), and rear work light (1). Mounts to front & rear cab pillars. Estimated Installation Time: 2 hrs.	\$ _____

E63 BOBCAT HYDRAULIC EXCAVATOR



STANDARD EQUIPMENT

- Auto-Idle
- Auto-Shift, 2-Speed Travel
- Auxiliary Hydraulics, w/ Quick Couplers & Selectable Flow Rates
- Boom Load Hold Valve
- Boom Swing
- Cab, Enclosed with HVAC – ROPS/TOPS
 - Includes: Cup Holder, Retractable Seat Belt, Deluxe Cloth Suspension Seat with High Back
- Control Console Locks
- Control Pattern Selector Valve (ISO/STD)
- Direct-to-Tank Valve
- Dozer Blade, w/ Float
- Engine Monitor with Return to Idle
- Fingertip Auxiliary Hydraulics & Boom Swing
- Horn
- Hydraulic Joystick Controls
- Mirrors, Left and Right Side
- Password Protection System
- Rubber Tracks
- Tier 4 Compliant, DPF/DOC
- Travel Motion Alarm
- Work Lights
- X-Change™ Attachment Mounting System

QUICK SPECS

Engine Model (Tier 4)	4TNV98C
Horsepower.....	59.4
Rated Speed-RPM	2100 RPM
Auxiliary Hydraulics Flow	22.5 GPM
Travel Speed (Maximum).....	2.9 MPH
Operating Weight*	13,779 lbs.
Shipping Weight.....	13,419 lbs.
Cab Height.....	100.4"
Width... ..	78.0"
Length, Transport	18' 8"
Dig Depth	13' 6"
Maximum Reach.....	20' 5"
Dump Height.	14'
Arm Length	75"
Boom Swing (Left).....	70°
Boom Swing (Right).....	50°
Bucket Breakout Force	9,731 lbf.
Arm Breakout Force	5,767 lbf
Tail Swing Overhang.....	11.6"

*Operating Weight includes enclosed cab, rubber tracks, applicable counterweight, standard bucket, fluids full and 165 lb. (75KG) operator.

E63

BOBCAT HYDRAULIC EXCAVATOR

PART NUMBER	DESCRIPTION	SLP IN US \$
-------------	-------------	--------------

M5563	E63 COMPACT EXCAVATOR	\$85,712
-------	-----------------------------	----------

PART NUMBER	DESCRIPTION	SLP IN US \$
-------------	-------------	--------------

M5563-R02-C02	STEEL TRACKS Increases operating weight by 265 lbs.	\$1,123
---------------	--	---------

PART NUMBER	DESCRIPTION	SLP IN US \$
-------------	-------------	--------------

7120486	LASER RECEIVER, CR600..... Can be used as handheld, machine, or rod-mounted laser receiver. Includes magnetic mount for machines and clamp mount for grader rod. CR600 receiver is included with GL422N Laser Transmitter.	\$460
7275232	LASER TRANSMITTER BEACON, GL422N..... Dual Slope. Includes CR600 Receiver.	\$2600
6688806	TRIPOD FOR LASER TRANSMITTER BEACON..... For use with laser transmitter beacon.	\$260

PART NUMBER	DESCRIPTION	SLP IN US \$
-------------	-------------	--------------

To ensure having the correct Part Number for a Dealer Installed Accessory, obtain the excavator model and serial number and check with the Dealer Parts Department. For the most current Dealer Installed Accessories pricing, refer to BobQuote or Dealer Parts Department.

7179686	BEACON KIT Estimated Installation Time: 0.5 hr.	\$ _____
6904762	EXCAVATOR OPERATOR SAFETY DVD..... Includes both English and Spanish versions on one DVD	\$ _____
6903186	EXCAVATOR OPERATOR TRAINING KIT.....	\$ _____
6900916	EXCAVATOR SERVICE SAFETY TRAINING KIT.....	\$ _____
6988865	RADIO KIT - AM/FM WITH WEATHER-BAND..... Must also order Radio Adaptor/Mounting Kit. Estimated Installation Time: 0.5 hr.	\$ _____
6988867	RADIO KIT - AM/FM WITH WEATHER-BAND/IPOD/SIRIUS..... Must also order Radio Adaptor/Mounting Kit. Estimated Installation Time: 0.5 hr.	\$ _____
6988869	RADIO KIT - AM/FM WITH WEATHER-BAND/IPOD/SIRIUS/CD PLAYER..... Must also order Radio Adaptor/Mounting Kit. Estimated Installation Time: 0.5 hr.	\$ _____
7244957	RADIO ADAPTOR/MOUNTING KIT FOR E63/E85..... Estimated Installation Time: 0.5 hr.	\$ _____
7244735	SECONDARY AUXILIARY HYDRAULICS KIT..... Provides 9.2 GPM maximum flow. Estimated Installation Time: 6 hrs.	\$ _____
7010699	SEAT BELT, 3" KIT..... Estimated Installation Time: 1 hr.	\$ _____
_____	SPECIAL APPLICATIONS KIT (FOGS LEVEL I – FRONT & TOP GUARD)..... Provides additional operator protection. Please refer to Bobcat Parts for specific component PN's and pricing.	\$ _____
7179688	STROBE KIT..... Estimated Installation Time: 0.5 hr.	\$ _____
7178233	TRANSFER PUMP KIT (USED TO TRANSFER FUEL)..... Estimated Installation Time: 1.75 hrs.	\$ _____

E85 R-Series

BOBCAT COMPACT EXCAVATOR



STANDARD EQUIPMENT

- Auto-Idle
- Auto-Shift, 2-Speed Travel
- Auxiliary Hydraulics, w/ Quick Couplers & Selectable Flow Rates
- Boom Swing
- Cab, Enclosed with HVAC – ROPS/TOPS & Level I FOPS
 - Includes: Cup Holder, Retractable Seat Belt, Cloth Suspension Seat
- Control Console Locks
- Control Pattern Selector Valve (ISO/STD)
- Dozer Blade, w/ Float
- Engine/Hydraulic Monitor with Engine Idle
- Fingertip Auxiliary Hydraulics & Boom Swing
- Horn
- Lift Point
- Mirrors, Left and Right Side
- Pin-On Attachment Mounting System
- Rubber Tracks
- Telematics
- Turbocharged, Tier 4 Compliant, Non DPF engine
- Work Lights

QUICK SPECS

Engine Model (Tier 4)	Bobcat 24
Horsepower.....	65.9 HP
Rated Speed-RPM.....	2100 RPM
Auxiliary Hydraulics Flow	25.1 GPM
Travel Speed (Maximum)	2.9 MPH
Operating Weight*.....	18,977 lbs.
Shipping Weight	18,398 lbs.
Cab Height	100"
Width... ..	87"
Length, Transport.....	20' 6"
Dig Depth.....	15' 5"
Maximum Reach.....	23' 8"
Dump Height.....	16' 7"
Arm Length	89"
Boom Swing (Left)	64°
Boom Swing (Right)	61°
Bucket Breakout Force	13,269 lbf.
Arm Breakout Force	8,253 lbf.
Tail Swing Overhang	13"

*Operating Weight includes enclosed cab, rubber tracks, applicable counterweight, standard 24" bucket, fluids full and 165 lb. (75KG) operator.

E85 R-Series

BOBCAT COMPACT EXCAVATOR

PART NUMBER	DESCRIPTION	SLP IN US \$
M3325	E85 COMPACT EXCAVATOR	\$108,506
M3325-R51-C03	E85 COMPACT EXCAVATOR	\$0
M3325-R51-C02	E85 COMPACT EXCAVATOR	\$0

PART NUMBER	DESCRIPTION	SLP IN US \$
M3325-P01-A30	A30 OPTION PACKAGE Includes Enclosed Cab with HVAC, Heated Cloth Suspension Seat and Auto HVAC Control.	\$560
M3325-P01-A40	A40 OPTION PACKAGE Includes Enclosed Cab with HVAC, Heated Cloth Suspension Seat and Auto HVAC Control, Deluxe Display Panel w/ Keyless Start and Radio.	\$1,564
M3325-A01-C36	COUNTERWEIGHT, ADD-ON	\$2,005
M3325-R06-C11	HYDRAULIC ACTIVATED PIN-GRABBER ATTACHMENT QUICK COUPLER Machine ordered with Hydraulic Pin-Grabber includes one pair of attachment pins. Must order attachment pin kit PN 7328360 from PARTS for each additional attachment. Compatible with 55mm attachment pins only. Increases Operating Weight by 185 lbs.	\$4,716
M3325-R06-C12	PIN GRABBER COUPLER READY HYDRAULIC PLUMBING OPTION Includes control circuit and hydraulic supply sytem for activating Geith hydraulic pin grabber. Compatible with Geith hydraulic activated pin grabbers only. Must order alternative quick coupler directly from Geith – does NOT include pin grabber.	\$1,649
M3325-R08-C04	HYDRAULIC CLAMP	\$4,243
M3325-R04-C02	KEYLESS START SYSTEM [DISCONTINUED] For use with Standard Display panel. Provides one Owner Code and two Operator Codes.	\$231
M3325-R26-C02	RADIO – (INCLUDED IN A40 PKG)	\$433
M3325-R07-C02	SECONDARY AUXILIARY HYDRAULICS	\$1,172
M3325-R02-C02	STEEL TRACKS	\$2,598
M3325-R02-C04	SEGMENTED TRACKS	\$8,928
M3325-R11-C02	TRAVEL MOTION ALARM	\$310
M3325-R13-C03	LOAD HOLDING VALVES, w/ ALARM	\$2,351

PART NUMBER	DESCRIPTION	SLP IN US \$
7120486	LASER RECEIVER, CR600 Can be used as handheld, machine, or rod-mounted laser receiver. Includes magnetic mount for machines and clamp mount for grader rod. CR600 receiver is included with GL422N Laser Transmitter.	\$460
7160486	LASER RECEIVER, BLR2	\$1940
7275232	LASER TRANSMITTER BEACON, GL422N CR600 receiver is included with GL422N Laser Transmitter. Compatible with CR600 & BLR2 Laser Receivers.	\$2600
6688806	TRIPOD	\$260

E85 R-Series

BOBCAT COMPACT EXCAVATOR

PART NUMBER	DEALER INSTALLED ACCESSORIES – ORDER FROM PARTS DESCRIPTION
-------------	---

To ensure having the correct Part Number for a Dealer Installed Accessory, obtain the excavator model and serial number and check with the Dealer Parts Department. For the most current Dealer Installed Accessories pricing, refer to BobQuote or Dealer Parts Department.

UNLESS OTHERWISE NOTED, DEALER INSTALLED ACCESSORIES APPLY ONLY TO R-SERIES E85.

7328360	ATTACHMENT PIN KIT (55MM) For use with attachments that are used with the Pin-Grabber quick coupler. Applicable to 55mm pin diameter attachments only. Estimated Installation Time: 0.25 hr.	\$ _____
7332349	BEACON KIT Estimated Installation Time: 0.5 hr.	\$ _____
7317785	CASE DRAIN KIT For use with Flail Mower attachment. Estimated Installation Time: 1.5 hrs.	\$ _____
7307031	COUNTERWEIGHT, ADD-ON KIT Shipping weight = 900 lb. Increases tail swing overhang to 18". Estimated Installation Time: 1.0 hrs.	\$ _____
7313758	DEPTH CHECK KIT Excavator must be equipped with Deluxe Panel. Estimated Installation Time: 2.0 hrs.	\$ _____
7246898	DEPTH CHECK BLR2 LASER MOUNTING KIT Includes Magnetic Receiver Mount and Harness (Referr to "Order From Sales" for BLR2)	\$ _____
7328972	ENGINE BLOCK HEATER Estimated Installation Time: 0.25 hrs.	\$ _____
6904762	EXCAVATOR OPERATOR SAFETY DVD Includes both English and Spanish versions on one DVD	\$ _____
6903186	EXCAVATOR OPERATOR TRAINING KIT	\$ _____
6900916	EXCAVATOR SERVICE SAFETY TRAINING KIT	\$ _____
7306976	FIRE EXTINGUISHER KIT Estimated Installation Time: 1.0 hr.	\$ _____
7313401	GUARD KIT, FRONT Provides additional operator protection. Estimated Installation Time: 0.5 hr.	\$ _____
7320462	GUARD KIT, TOP Provides additional operator protection – Level II FOPS. Estimated Installation Time: 0.25 hr.	\$ _____
7238484	KEYLESS START KIT – FOR STANDARD PANEL Provides one Owner code and two User codes (five digit). Estimated Installation Time: 1.0 hr.	\$ _____
6988434	RADIO KIT - AM/FM WITH WEATHER-BAND (R-SERIES E85 ONLY) Mini radio. E85R includes Speakers, Antenna & harness. Estimated Installation Time: 0.5 hr.	\$ _____
7343519	SEAT BACK EXTENSION (CLOTH) Estimated Installation Time: 0.5 hr.	\$ _____
7221147	SEAT BELT, 3" KIT Estimated Installation Time: 1 hr.	\$ _____
7319700	SECONDARY AUXILIARY KIT Provides 16.4 GPM maximum flow Estimated Installation Time: 4.0 hrs.	\$ _____
7332351	STROBE KIT Estimated Installation Time: 0.5 hr.	\$ _____
7338130	TRAVEL MOTION ALARM KIT Estimated Installation Time: 4.0 hr.	\$ _____
7311766	WORK LIGHT KIT Includes additional work light (1) for rear of machine. Estimated Installation Time: 0.75 hr.	\$ _____